



Instructions For Use

8254 Blood Culture Identification Control Panel (43 Targets)

Intended Use

The Blood Culture Identification Control Panel (43 Targets) is intended for use as non-viable, external, positive, and negative control materials to evaluate the performance of nucleic acid amplification testing (NAAT) procedures that detect the analytes in Table 1. This product has no qualitative or quantitative assigned value. This control material is nonautomated and not intended to be used for screening, monitoring, or diagnosis. This control is not intended for any specific patient population or specimen.

Summary And Principles

The Blood Culture Identification Control Panel (43 Targets) can be used to monitor the extraction, amplification and detection process of molecular testing assays that include the analytes in Table 1. Routine use of quality controls monitors test variation, lot-to-lot test kit performance, operator performance, and aid in identifying random or systemic error.

Composition

The Blood Culture Identification Control Panel (43 Targets) consists of 6 individually packaged lyophilized positive control 1 pellets, 6 individually packaged lyophilized positive control 2 pellets, and 6 individually packaged lyophilized negative control pellets. The kit also includes 18 vials of Molecular Hydration Fluid, each containing 200 µL of nuclease-free water. The analytes in Table 1 have been inactivated using thermal treatments.

The Blood Culture Identification Control Panel (43 Targets) is lyophilized in a PCR compatible matrix. The organisms are prepared in a buffered solution with materials of plant and animal origin, preservatives, and stabilizers. The solution is lyophilized into a ready-to-use pellet.

Table 1: Contents of the Blood Culture Identification Control Panel (43 Targets).

Analytes*	
Positive Control 1	
<i>Bacteroides fragilis</i>	<i>Candida auris</i>
<i>Klebsiella aerogenes</i>	<i>Cryptococcus neoformans</i>
<i>Salmonella Typhimurium</i>	<i>Klebsiella pneumoniae</i> (OXA-48)
<i>Stenotrophomonas maltophilia</i>	<i>Escherichia coli</i> (NDM)
<i>Enterococcus faecium</i> (vanA/B)	<i>Klebsiella pneumoniae</i> (VIM-1)
<i>Staphylococcus lugdunensis</i>	<i>Escherichia coli</i> (mcr-1, ESBL, CTX-M)
Positive Control 2	
<i>Candida albicans</i>	<i>Enterococcus faecalis</i> (vanB)
<i>Candida krusei</i>	<i>Escherichia coli</i> (IMP)
<i>Neisseria meningitidis</i>	<i>Klebsiella oxytoca</i>
<i>Pseudomonas aeruginosa</i>	<i>Listeria monocytogenes</i>
<i>Staphylococcus aureus</i> (MRSA)	<i>Staphylococcus epidermidis</i>
<i>Streptococcus agalactiae</i> (Group B)	<i>Candida parapsilosis</i>
<i>Streptococcus pyogenes</i>	<i>Haemophilus influenzae</i>
<i>Acinetobacter baumannii</i>	<i>Klebsiella pneumoniae</i> (KPC)
<i>Candida glabrata</i>	<i>Proteus vulgaris</i>
<i>Candida tropicalis</i>	<i>Serratia marcescens</i>
<i>Enterobacter cloacae</i> (CTX-M)	<i>Streptococcus pneumoniae</i>

Negative Control
Blank pellet

*All analytes are added at a concentration of 10^4 - 10^7

Warnings And Precautions

- For In Vitro Diagnostic use only.
- For professional use only. To be used by personnel trained in the use of the assay.
- The inactivated lyophilized pellets are single-use only. Once hydrated, do not freeze for reuse.
- Do not open foil pouch until ready to use.
- Although this product has been inactivated, there is no known test or inactivation method that can assure that it will not transmit infection. This product must be treated as a potential biohazard and be handled using universal laboratory precautions. Wear appropriate personal protective equipment. Do not pipette by mouth. Do not smoke, eat, or drink in areas where specimens are handled. Disinfect any spills and dispose of all materials in accordance with national and local regulations.
- Refer to the Safety Data Sheet (SDS) for more detailed information. The SDS can be located on the Microbiologics website at www.microbiologics.com or by contacting Technical Support at 1.320.229.7045 or U.S. Toll Free 1.866.286.6691.
- This product does not contain any hazardous substances listed in 1272/2008/EC.
- Report any serious incident that has occurred in relation to the device to Microbiologics and the local regulatory officials in which the user and/or the patient is established.

Storage And Expiration



Store the Blood Culture Identification Control Panel (43 Targets) at 2°C-25°C in the original packaging up to the indicated expiration date. After opening the foil pouch, rehydrate and use immediately. In-use stability of the rehydrated pellet at room temperature (25°C) is 6 hours.


The Blood Culture Identification Control Panel (43 Targets) should not be used if:

- Stored improperly
- There is evidence of excessive exposure to heat or moisture
- The expiration date has passed
- Packaging is damaged

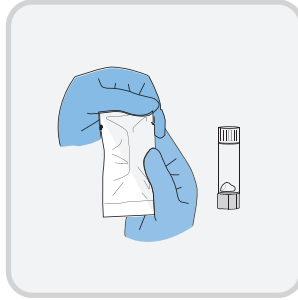
Materials Required But Not Provided

- Nucleic acid extraction kit
- Instrumentation for detection
- Pipettors capable of delivering 0.5-1000 μ l volumes
- Nuclease-free aerosol barrier pipette tips
- Vortex
- Microcentrifuge (optional)

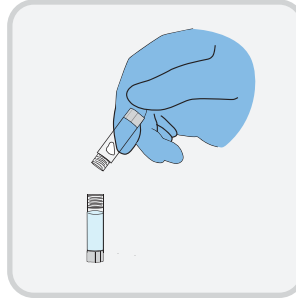
Instructions For Use



1. Read package insert, instructions for use or lab protocol for the applicable assay. Some instruments and assays are equipped with special QC settings. In these instances, it may be necessary to use the special setting when using QC sets and panels.



2. Tear open pouch at notch. Remove vial from pouch and ensure the pellet is at the bottom of the vial before opening.



3. Hydrate the lyophilized pellet into the provided vial of molecular hydration fluid.



4. Recap the vial and vortex for 10 seconds at full speed to mix.

5. If a centrifuge is not available, tap the capped vial on a rigid surface to collect material at the bottom of the vial.
a. Alternatively, centrifuge briefly to collect any droplets clinging to the cap or upper walls of the vial.

6. Use the appropriate volume for the assay being performed and follow laboratory protocols or manufacturer instructions for processing a sample.


























Limitations

- There are no known extrinsic factors or interfering substances specific to this product. Please consult assay instructions for use for any extrinsic factors or interfering substances.
- This product is unassayed control material. It may not be suitable for use with all kits and procedures as not all instruments and assays are compatible with multi-target controls. Customer is responsible for verifying the performance of this product with their chosen instrumentation and assay(s). As a third-party control manufacturer, Microbiologics' provides quality controls that deliver an independent, unbiased assessment of performance with any instrument or method. While not intended to replace control materials provided by the assay/instrument supplier, third-party control materials should be considered.
- Target concentrations of each analyte are specific to Microbiologics' assay method and procedures. These organisms are intact, non-viable, and may be used with any PCR-based test or assay. Microbiologics guarantees each nucleic acid is present and can be amplified but does not guarantee specific analyte concentrations. Each laboratory should establish its own range of acceptable values on their assay system per their internal quality assurance procedure/program. Nucleic acid reactivity, which may vary over time, is dependent on a laboratory's instrumentation, assay method, procedures, calibration, or technician. Microbiologics' molecular controls are not calibrators and should not be used for assay calibration or as an absolute reference material.

Microbiological State

This product was prepared using suitable inactivation methods. While the product has been tested for innocuity, universal laboratory precautions are recommended, and material should be treated as though it was a viable specimen.

Key Of Symbols

	Authorized Representative in the European Community / European Union		In vitro diagnostic medical device
	Batch code (Lot)		Manufacturer
	Biological risks		Negative control
	Catalog number		Positive control
	Caution		Quantity
	CE mark		Swiss Authorized Representative
	Consult instructions for use or consult electronic instructions for use		Telephone number
	Contains sufficient for <n> tests		Temperature limit
	Device for near-patient testing		UK Conformity Assessed mark
	Do not re-use		UK Responsible Person
	Do not use if package is damaged and consult instructions for use		Use-by-date
	Health hazard		Water; Fluid
	EU Authorized Representative		

Please refer to product labels for applicable symbols.

Notice To Purchasers

The purchase of this product allows the purchaser to use it for Research and Quality Control. No general patents or other license of any kind other than this specific right of use from purchase is granted hereby. No other rights are conveyed expressly, by implication or by estoppel to any other patents. Furthermore, no rights for resale are conferred with the purchase of this product.

The Microbiologics logo is a registered trademark of Microbiologics, Inc.

Website

Visit our website, www.microbiologics.com, for current technical information and product availability.

Bibliography

- Dumkow LE, Worden LJ, Rao SN. Syndromic diagnostic testing: a new way to approach patient care in the treatment of infectious diseases. *Journal of Antimicrobial Chemotherapy*. 2021;76(Suppl 3):iii4–iii11. doi:10.1093/jac/dkab245

Assistance



Microbiologics, Inc.

200 Cooper Avenue North
St. Cloud, MN 56303 USA
www.microbiologics.com

Customer Service

Tel: +1.320.253.7400
U.S. Toll Free: +1.800.599.2847
Email: info@microbiologics.com

Technical Support

Tel: +1.320.229.7045
U.S. Toll Free: +1.866.286.6691
Email: techsupport@microbiologics.com



MediMark® Europe

11 rue Emile Zola
38100 Grenoble, France
Tel: +33 (0)4 76 86 43 22
Fax: +33 (0)4 76 17 19 82
Email: info@medimark-europe.com



International Associates Limited

Centrum House, 38 Queen Street,
Glasgow, Lanarkshire, G1 3DX, UK
UKRP@ia-uk.com



Decomplex AG

Freiburgstrasse 3, 3010
Bern, Switzerland

Additional copies of this product insert may be obtained at www.microbiologics.com or by emailing info@microbiologics.com

Revision History

Publication History		
Revision	Date	Description of Change
A	2026-01	Initial Release